

Cubroid Coding Blocks QUICK START GUIDE



1. App Download



- **Compatible device** : APP: Android 6.0 or later / IOS versions from 2013
- **PC Scratch** : Windows

Smartphone & Tablet / iPad



Coding Cubroid 2

Download & Use **Coding Cubroid 3** on Android smartphones with low specifications.

Tablets / iPads ONLY



Advanced Cubroid

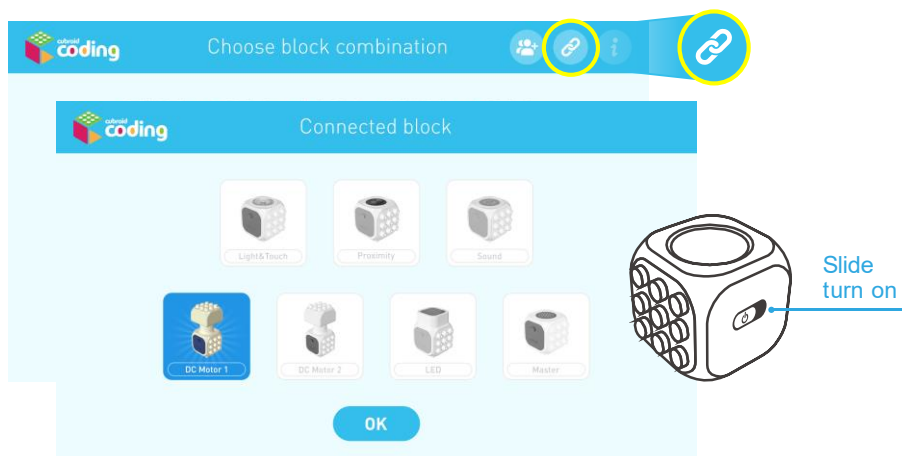
Setting



Cubroid Manager

Firmware update, Firmware recovery & Group numbering when using more than 2 sets in the same space


2. Connect the coding blocks by turning the power “on”



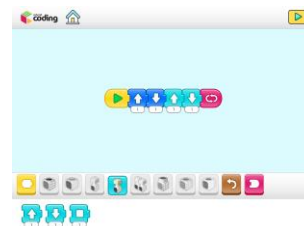
3. Start coding with Cubroid using the following Apps!



Coding Cubroid 2 for Smartphones (Works on Tablets / iPads too)



Advanced Cubroid – for Tablets / iPads ONLY



PS

- **Group numbering** is required when using more than one set of Coding blocks in the same space.
- **Procedure** : Using the manager app, first set the same group number for all 7 coding blocks in one package. Next use the set group number to connect your blocks in the coding apps.
- **PS** : always choose a different group number for a different package.
* Check our YouTube page to learn more

